

Scaled data based on original data using  
LM-79-08 Approved Method: Electrical and Photometric Measurements of Solid-  
State Lighting Products

Test Report Prepared for  
Cooper Lighting Solutions  
(formerly Eaton)

Brand: STREETWORKS

Report Number: P882105

Luminaire Tested: **NVN-SB1D-827-U-T1**

Issue Date: 10/7/2024

**Test Information**

Test Method: LM-79-08  
Report Number: P882105  
TEST IS SCALED FROM IESNA LM-79-08 TEST DATA (G2-2405-108-2)  
Test Lab: INNOVATION CENTER  
Issue Date: 10/7/2024  
Manufacturer: COOPER LIGHTING SOLUTIONS (FORMERLY EATON)  
Product Line: STREETWORKS  
Catalog Number: NVN-SB1D-827-U-T1  
Description: NAVION ROADWAY AND AREA HIGH DENSITY LED LUMINAIRE  
(1) 80 CRI, 2700K, 900mA LIGHTSQUARE WITH 26 LEDS AND TYPE I OPTICS  
Light Source: -  
Ballast/Driver: ELECTRONIC DRIVER

**Summary**

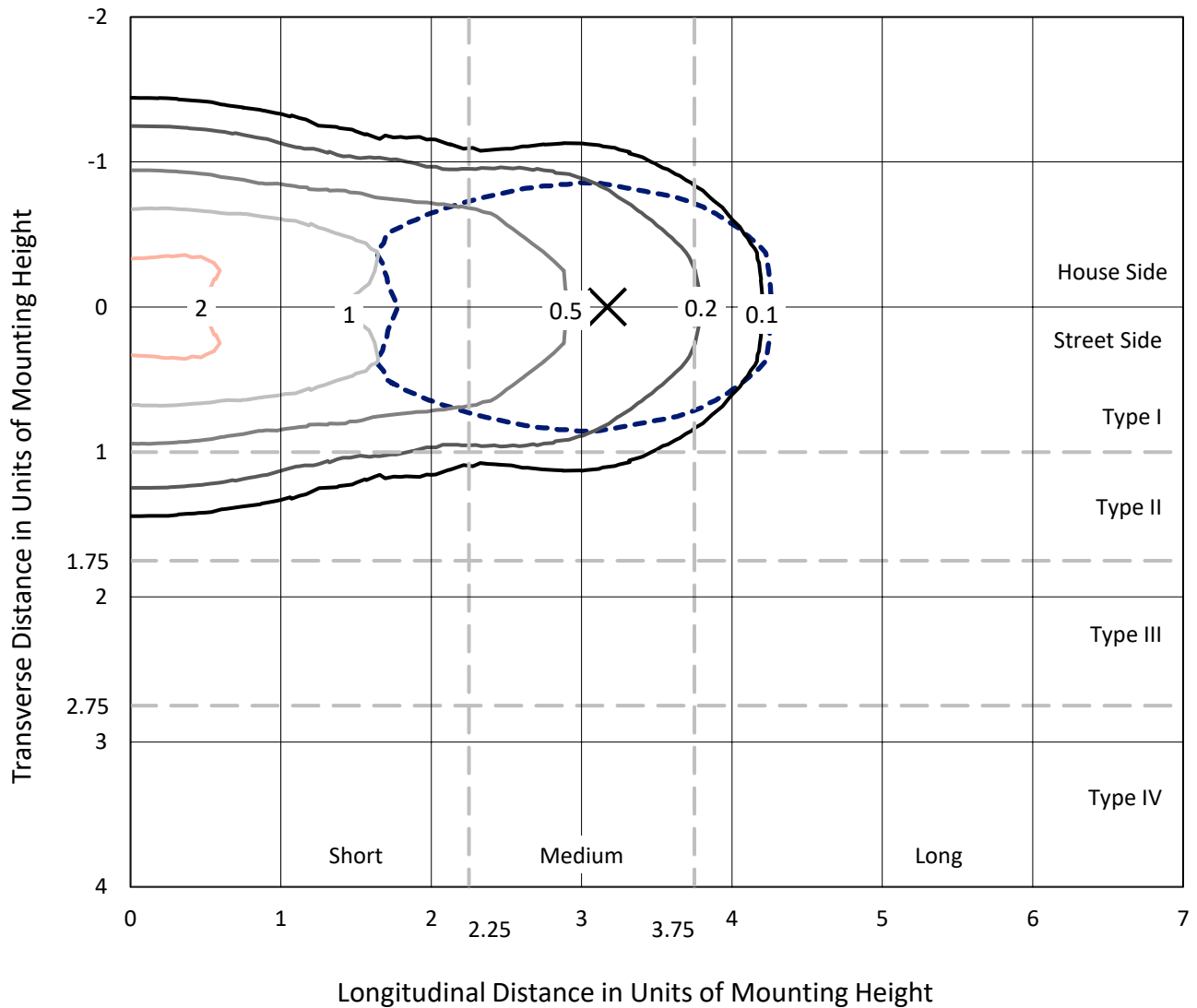
Lumens per Lamp: N/A  
Luminaire Lumens: 8186 lumens  
Efficiency: N/A  
Efficacy: 102.8 lumens/watt  
Luminous Opening: Rectangular (W 0.5' x L: 0.5' x H: 0')  
IES Classification: Type I - Short  
BUG Rating: B3 - U0 - G3  
  
Input Watts (W): 79.6  
Input Voltage (V): 120.0  
Input Current (Ain): 0.638  
Voltage Rise (V): NR  
Power Factor: 0.997  
Total Harmonic Distortion (THDi): 6.673  
Frequency (hertz): 60  
Stabilization Time: NR  
Operation Time: NR  
Ambient Temperature (°C): NR  
Test Distance: 24 FT



REPORT NUMBER: P882105  
 CATALOG NUMBER: NVN-SB1D-827-U-T1

### Iso-Footcandle Lines of Horizontal Illumination

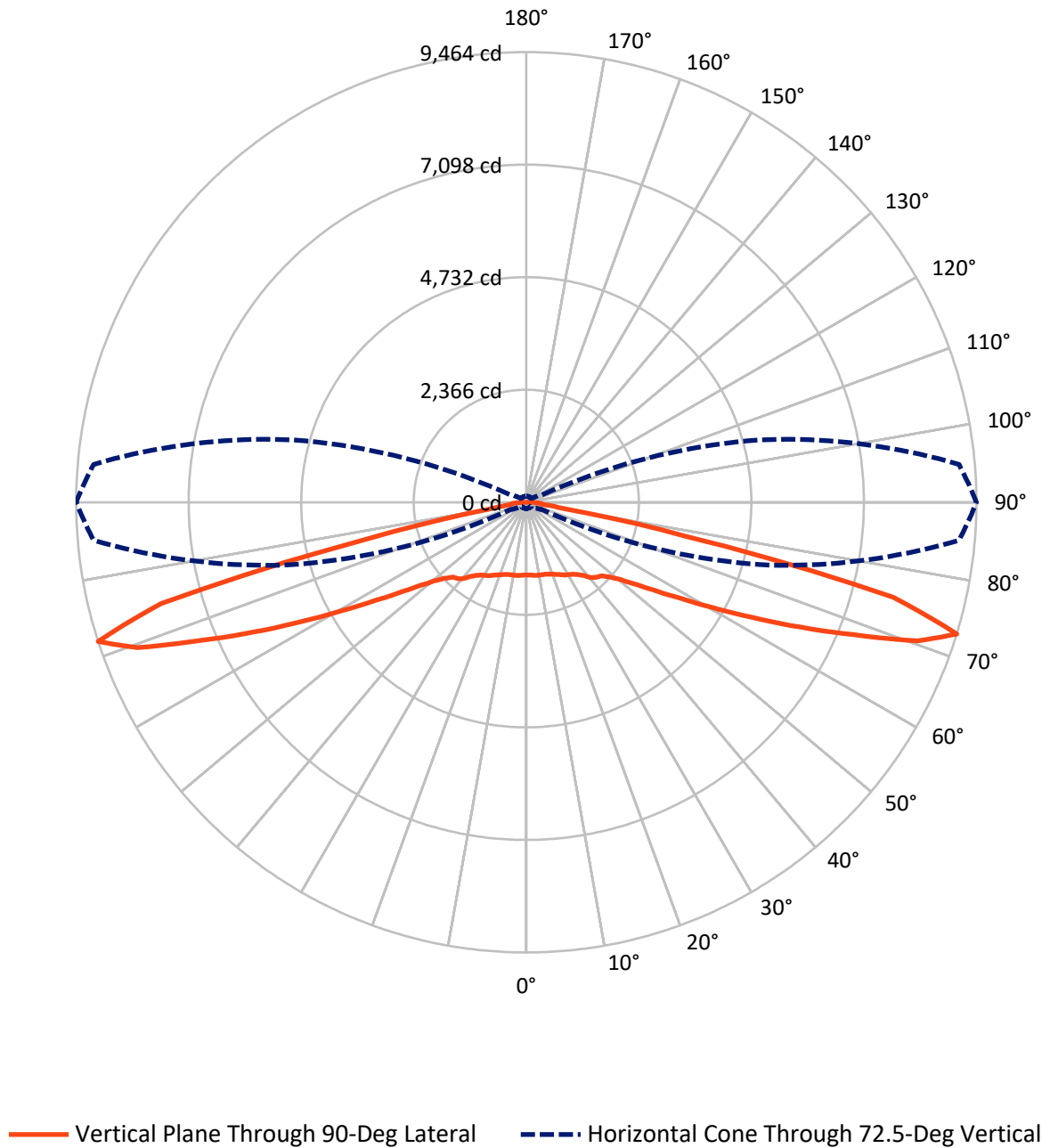
✕ Max cd  
 - - - 1/2 Max cd



Based on 25 foot mounting height. Maximum calculated value = 2.4 fc  
 Type I - Short - N/A

REPORT NUMBER: P882105  
CATALOG NUMBER: NVN-SB1D-827-U-T1

### Luminous Intensity Polar Plot



REPORT NUMBER: P882105  
 CATALOG NUMBER: NVN-SB1D-827-U-T1

**FLUX DISTRIBUTION:**

		Downward	Upward	Total
<b>House Side</b>	Lumens	4093.0	0.0	4093.0
	% Fixture	50.0	0.0	50.0
<b>Street Side</b>	Lumens	4093.0	0.0	4093.0
	% Fixture	50.0	0.0	50.0
<b>Total</b>	Lumens	8186.0	0.0	8186.0
	% Fixture	100.0	0.0	100.0

**Coefficient of Utilization**

**ZONAL LUMENS:**

Zone	Lumens	% Fixture
0°-10°	148.3	1.8
10°-20°	453.5	5.5
20°-30°	756.2	9.2
30°-40°	1040.0	12.7
40°-50°	1270.1	15.5
50°-60°	1469.0	17.9
60°-70°	1751.5	21.4
70°-80°	1222.4	14.9
80°-90°	75.1	0.9
90°-100°	0.0	0.0
100°-110°	0.0	0.0
110°-120°	0.0	0.0
120°-130°	0.0	0.0
130°-140°	0.0	0.0
140°-150°	0.0	0.0
150°-160°	0.0	0.0
160°-170°	0.0	0.0
170°-180°	0.0	0.0
0°-90°	8186.0	100.0
0°-180°	8186.0	100.0



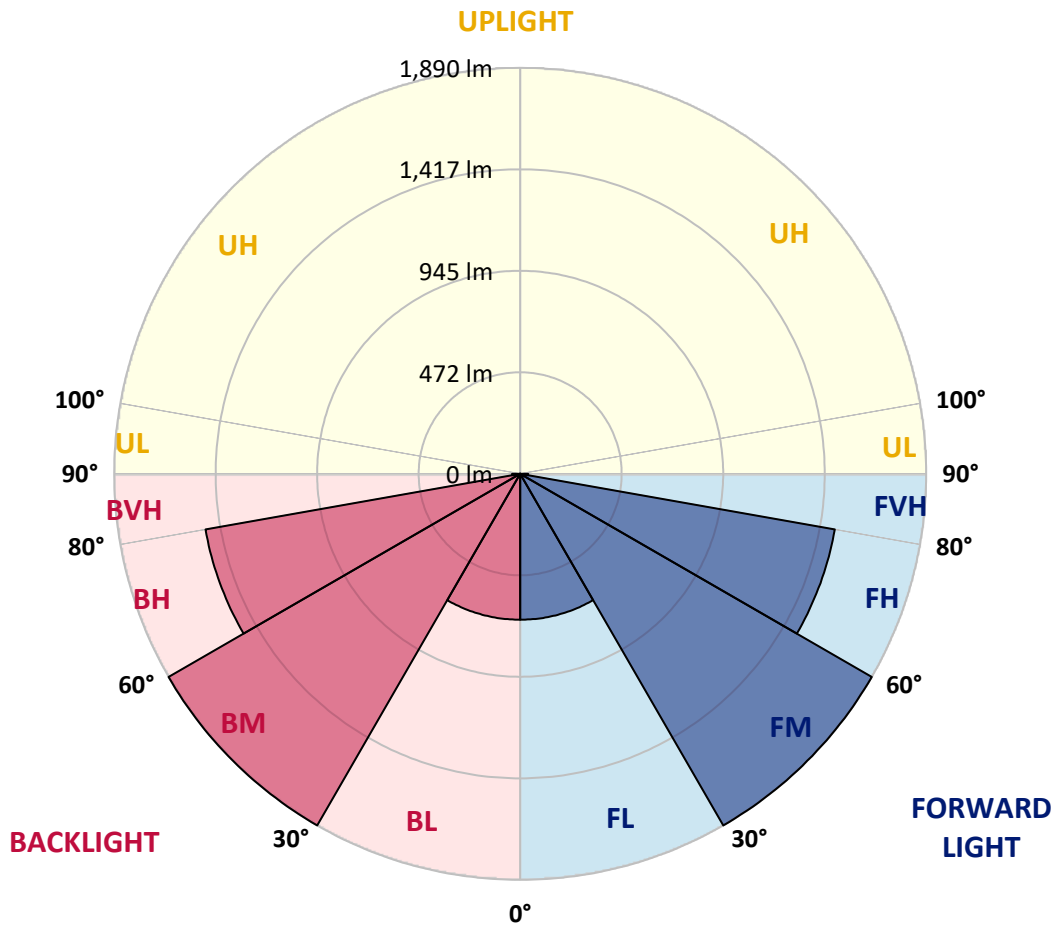
REPORT NUMBER: P882105  
 CATALOG NUMBER: NVN-SB1D-827-U-T1

**LUMINAIRE CLASSIFICATION SYSTEM LUMEN TABLE AND BUG RATING:**

Zone	Lumens	% Fixture	Zone Rating/Lumen Limit		
			B	U	G
FL (0°-30°)	679.0	8.3			
FM (30°-60°)	1889.5	23.1			
FH (60°-80°)	1487.0	18.2			G1/1800
FVH (80°-90°)	37.5	0.5			G1/100
BL (0°-30°)	679.0	8.3	B2/1000		
BM (30°-60°)	1889.5	23.1	B2/2500		
BH (60°-80°)	1487.0	18.2	B3/2500		G3/2500
BVH (80°-90°)	37.5	0.5			G1/100
UL (90°-100°)	0.0	0.0		U0/0	
UH (100°-180°)	0.0	0.0		U0/0	

**BUG Rating: B3-U0-G3**

Type I Short



REPORT NUMBER: P882105  
 CATALOG NUMBER: NVN-SB1D-827-U-T1

**CANDELA DISTRIBUTION (FULL):**

	0°	5°	15°	25°	35°	45°	55°	65°	75°	85°	90°
0°	1529.6	1529.6	1529.6	1529.6	1529.6	1529.6	1529.6	1529.6	1529.6	1529.6	1529.6
2.5°	1530.9	1532.7	1532.7	1531.4	1534.4	1531.8	1531.8	1530.5	1531.8	1530.5	1530.5
5°	1538.8	1541.0	1541.8	1541.4	1545.3	1543.1	1543.1	1541.4	1541.8	1540.5	1540.5
7.5°	1553.6	1556.6	1558.4	1560.5	1566.2	1563.6	1561.8	1556.6	1554.4	1551.0	1551.0
10°	1558.4	1561.8	1567.5	1578.8	1591.9	1592.3	1587.1	1574.0	1564.0	1556.2	1554.9
12.5°	1543.6	1548.3	1560.1	1583.2	1612.3	1624.0	1615.8	1594.0	1574.5	1560.5	1558.4
15°	1524.9	1530.1	1547.9	1582.7	1625.8	1653.2	1652.3	1623.6	1592.3	1570.5	1567.1
17.5°	1495.7	1500.9	1526.6	1575.3	1636.2	1681.5	1693.7	1664.1	1620.1	1591.0	1586.2
20°	1443.1	1447.9	1483.5	1551.8	1639.7	1711.5	1743.3	1717.1	1662.3	1622.7	1615.3
22.5°	1374.8	1382.2	1423.9	1511.4	1631.4	1742.8	1799.8	1782.0	1711.5	1656.7	1646.7
25°	1301.7	1309.5	1358.2	1461.8	1610.1	1765.4	1866.8	1855.5	1767.2	1698.9	1685.0
27.5°	1238.6	1246.9	1299.9	1412.6	1577.1	1774.1	1932.9	1938.6	1834.6	1745.4	1730.6
30°	1189.0	1196.8	1253.4	1373.0	1534.4	1765.4	1990.8	2029.9	1903.3	1785.9	1764.6
32.5°	1134.6	1144.6	1204.2	1324.7	1484.0	1744.6	2041.3	2128.7	1983.0	1829.4	1802.4
35°	1065.9	1075.0	1137.7	1258.6	1417.8	1711.1	2083.5	2238.3	2096.9	1895.5	1865.5
37.5°	982.3	991.0	1053.3	1175.9	1352.1	1664.1	2115.7	2361.9	2232.7	1990.8	1950.8
40°	898.4	906.6	964.9	1083.7	1273.4	1604.0	2127.0	2482.8	2388.4	2121.7	2079.1
42.5°	821.4	828.8	882.3	992.8	1185.1	1527.5	2112.2	2588.1	2528.1	2213.1	2158.3
45°	750.5	757.0	804.4	907.5	1093.3	1434.4	2067.8	2701.2	2694.3	2278.4	2204.4
47.5°	669.5	676.1	725.2	824.9	1001.5	1325.2	1992.5	2812.6	2925.3	2426.3	2341.0
50°	570.8	576.4	626.9	729.6	906.2	1209.0	1888.1	2900.1	3216.8	2650.3	2543.3
52.5°	453.8	459.8	509.0	611.7	793.1	1084.1	1750.6	2957.0	3553.5	2977.5	2845.7
55°	337.6	342.0	384.6	476.8	653.0	941.9	1578.4	2973.1	3935.5	3424.7	3259.8
57.5°	244.9	247.5	275.0	343.7	495.1	764.0	1369.1	2931.4	4390.1	3998.1	3790.6
60°	198.4	199.3	207.5	238.0	344.1	563.0	1116.3	2787.8	4883.5	4737.3	4475.8
62.5°	180.1	180.1	182.3	190.6	232.8	371.5	810.5	2490.2	5412.5	5671.3	5321.1
65°	167.5	167.5	168.4	172.3	183.6	236.7	511.6	2005.6	5858.4	6765.5	6322.6
67.5°	156.2	156.6	156.2	157.5	164.0	174.9	296.7	1385.2	6098.5	7899.2	7421.1
70°	144.4	145.3	143.1	143.1	148.4	148.8	185.8	759.6	5899.3	8849.4	8723.6
72.5°	130.5	131.8	128.3	127.5	131.4	129.6	139.7	364.6	5064.9	9133.0	9463.7
75°	118.3	120.1	112.2	110.1	110.1	108.8	113.5	187.1	3287.2	7450.3	7968.8
77.5°	107.5	110.9	98.3	91.4	89.6	85.7	92.7	114.4	1437.8	3497.8	3425.2
80°	88.8	93.5	80.9	72.7	69.6	65.3	73.1	80.0	427.7	812.2	777.9
82.5°	66.1	68.3	57.4	51.8	49.2	46.1	54.8	55.7	139.2	287.6	325.0
85°	42.2	43.1	35.2	30.5	29.1	27.8	34.8	30.5	53.1	211.4	307.1
87.5°	14.8	17.0	13.5	12.2	13.1	10.9	16.1	9.1	14.8	149.2	184.9
90°	0.0	0.0	0.0	0.0	0.0	0.0	0.0	0.0	0.0	0.0	0.0

(END OF REPORT)